


**ACTION OFF CORISCA**

**0300 18 March 1945**

Background. After the Italian armistice in 1943, the Germans managed to seize and keep in commission several ships of the Regia Marina. These the Germans employed in attempts to cover Axis coastal convoys along the northern Italian coasts. In the early morning of March 18, 1945, British shore radar stations at Cape Corse and Ligorno detected three of these ships on a mining operation. Two Royal Navy destroyers were sent to intercept them.

Forces:

Royal Navy	Division 1	Lookout Meteor	("L" Class -- flag) ("M" Class)
Kriegsmarine Cdr. Burkart	Division 1	TA32 TA24 TA29	(Premuda -- flag) (Ariete) (Ariete)



The British formation is steaming on a course of 270 degrees (due west), 20 inches from the north edge and 20 inches from the east edge.

The German division is steaming in order on a course of 90 degrees (due east), 20 inches from the north edge and 45 inches from the east edge.

Victory Conditions:

- a) 1 point per ship sunk,
- b) 1 point per British destroyer exited from the east edge.

Special Rules:

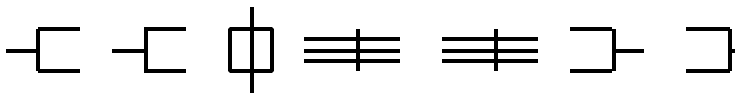
1. The British destroyers have Type 271 search radars and Type 285 fire control radars.
2. The German ships have Seetakt radars. TA32 has a radar detector that can detect British radars at a range equal to the range of the British radar.
3. The British may move freely from the start of the scenario.
4. The TA32 has 4.1 inch guns in place of her 5.5 inch guns, and has landed her aft torpedo tubes in favor of AAMGs.
5. The TA25 and TA29 have both landed their after set of torpedo tubes and are carrying mines in their place. Treat a hit on these mines as a magazine hit.
6. Visibility is Level -4 with a base of 10 inches.

Outcome: In a running fight, the Lookout and Meteor sank the TA25 and the TA 29. The TA32 escaped. This was the last surface engagement in the Mediterranean.

# Premuda

<u>Navy</u>	Kriegsmarine			<u>Date</u>	1945
<u>Class</u>	Destroyer			<u>Armor</u>	None
<u>Surface Armament</u>			<u>Ranges</u>		<u>Directors</u>
Main Battery:	4.1 inch guns in 4 single mounts			15 inches	Fore
Torpedoes:	21 inch torpedoes in 1 triple mount			13 inches at 4.25"	Port and starboard
Maximum Value:	8			16 inches at 2.75"	
<u>Gun:</u>	5"	10"	15"	<u>Power</u>	<u>Relia</u>
4.1 inch single	A/10	8/6	2/0	3	B
<u>Speed</u>	4.50	3 boilers	2 engines	<u>Torpedo Hits</u>	17.7"-18": ±1    20.5"-22.5": ±3    24": ±5
<u>Flotation</u>	Total: 27	DIW: 14	Sinking: 18		

## Armament Arrangement



## Notes

- Captured Yugoslav destroyer, of British design.
- Shown as modified by the Germans: 4 single 4.1 inch guns vice the 5.5 inch guns, AAMGs in place of the aft torpedo tubes and starshell gun, and electronic equipment to be a night action leader.

## Hits

Fuel Oil 1	11-14	Forward Void
Fuel Oil 1	15	Main A
Forward Main Magazine	16-21	Main A
Forward Main Magazine	22-23	Main B
Fuel Oil 2	24	Main B
Fuel Oil 2	25	AAMGs
Fuel Oil 2	26	Bridge
Fuel Oil 2	31	Bridge
Boiler Room 1	32	Main Director
Boiler Room 1	33	Funnel
Boiler Room 2	34	Funnel
Boiler Room 2	35	AAMGs
Boiler Room 3	36	AAMGs
Boiler Room 3	41	Funnel
Engine Room	42-44	Torpedo A
Engine Room	45-51	AAMGs
Aft Main Magazine	52	Searchlight
Aft Main Magazine	53	AAMGs
Aft Main Magazine	54-55	Main X
Fuel Oil 3	56	Main X
Fuel Oil 3	61-62	Main Y
Propshaft 1 or 2	63-64	Void
Steering	65-66	Steering

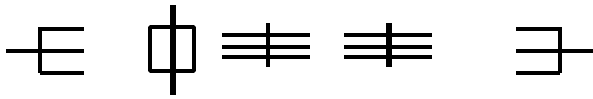
## Internal Diagram

FO1 1FP	FM A&B 1FP	FO2 3FP	BR1 B1 3FP	BR2 B2 4FP	BR3 B3 3FP	ER E1 E2 9FP	AM X&Y 1FP	FO3 1FP	ST 1FP
------------	------------------	------------	------------------	------------------	------------------	-----------------------	------------------	------------	-----------

## Ariete Class

<u>Navy</u>	Kriegsmarine	<u>Date</u>	1945
<u>Class</u>	Torpedo Boat/Escort	<u>Armor</u>	None
<u>Surface Armament</u>		<u>Ranges</u>	<u>Directors</u>
Main Battery:	3.9 inch guns in 2 single mounts	16 inches	Fore
Torpedoes:	17.7 inch torpedoes in 2 twin mounts	2 inches at 4.75"	Port and starboard
Maximum Value:	8	6 inches at 3.75	
<u>Gun:</u>	5"      10"      15"      16"	Power	Relia
3.9 inch single	A/10      8/6      2/0      1/-2	3	B
<u>Speed</u>	3.75      2 boilers      2 engines	<u>Torpedo Hits</u>	17.7"-18": ±2      20.5"-22.5": ±4      24": ±6
<u>Flotation</u>	Total: 25      DIW: 13      Sinking: 17		

### Armament Arrangement



### Notes

- Fourteen ships in class, many of which were seized and commissioned by the Germans.

### Hits

Fuel Oil 1	11-14	Forward Void
Fuel Oil 1	15	Void
Forward Main Magazine	16-21	Void
Forward Main Magazine	22-23	Main A
Fuel Oil 2	24	Main A
Fuel Oil 2	25	Bridge
Fuel Oil 2	26	AAMGs
Fuel Oil 2	31	Bridge
Boiler Room 1	32	Main Director
Boiler Room 1	33	Void
Boiler Room 1	34	Funnel
Boiler Room 2	35-36	Funnel
Boiler Room 2	41-42	Torpedo A
Engine Room	43-44	AAMGs
Engine Room	45-46	Torpedo B
Engine Room	51	Searchlight
Aft Main Magazine	52	Main X
Aft Main Magazine	53	Main X
Aft Main Magazine	54-55	Void
Fuel Oil 3	56	Void
Fuel Oil 3	61-62	Void
Propshaft 1 or 2	63-64	Void
Steering	65-66	Steering

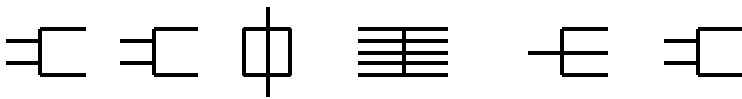
### Internal Diagram

FO1	FM	FO2	BR1	BR2	ER	AM	FO3	ST
1FP	A	2FP	B1	B2	E1,E2	X	2FP	1FP
	1FP		4FP	4FP	8FP	2FP		

## “L/M” Classes

<u>Navy Class</u>	Royal Navy Destroyer	<u>Date</u>	1940		
<u>Surface Armament</u>		<u>Ranges</u>	<u>Directors</u>		
Main Battery:	4.7 inch guns in 3 twin mounts	21 inches	Fore		
Torpedoes:	21 inch torpedoes in 1 quintuple mount	13 inches at 4.25"	Port and starboard		
Maximum Value:	9	16 inches at 2.75"			
<u>Gun:</u>	5"            10"            15"            20"            21"	<u>Power</u>	<u>Relia</u>		
4.7 inch twin	A/12            8/8            2/5            1/2            1/4	4	A		
<u>Speed</u>	4.50            2 boilers            2 engines	<u>Torpedo Hits</u>	17.7"-18": ±1	20.5"-22.5": ±3	24": ±5
<u>Flotation</u>	Total: 27            DIW: 14            Sinking: 18				

### Armament Arrangement



### Notes

- Twelve Ls and Ms were built to this specification.
- Most gave up a torpedo mount to ship a 4 inch anti-aircraft gun. This is treated as an AAMG for game purposes.
- GR space is the Gearing Room. Treat hits on it as Engine Room hits, although it floods separately.

### Hits

Void 1	11-14	Forward Void
Void 1	15	Main A
Forward Main Magazine	16-21	Main A
Forward Main Magazine	22-23	Main B
Fuel Oil 1	24	Main B
Fuel Oil 1	25	AAMGs
Fuel Oil 1	26	Bridge
Fuel Oil 1	31	Bridge
Boiler Room 1	32	Main Director
Boiler Room 1	33	Search Radar
Boiler Room 1	34	Funnel
Boiler Room 2	35-36	Funnel
Boiler Room 2	41	AAMGs
Engine Room	42-44	Torpedo A
Engine Room	45	AAMGs
Gearing Room	46-51	AAMGs
Aft Main Magazine	52	Searchlight
Aft Main Magazine	53	AAMGs
Aft Main Magazine	54-55	Main X
Fuel Oil 2	56	Main X
Fuel Oil 2	61-62	Void
Propshaft 1 or 2	63-64	Void
Steering	65-66	Steering

### Internal Diagram

VO1 1FP	FM A&B 1FP	FO1 2FP	BR1 B1 5FP	BR2 B2 5FP	ER E1 E2 6FP	GR 3FP	FO2 2FP	AM X 1FP	ST 1FP
------------	------------------	------------	------------------	------------------	-----------------------	-----------	------------	----------------	-----------