

INTO THE BREACH

10 June 1944

Background: The German destroyers had failed to have any effect on the Normandy landings, but the large German torpedo boats were also ready to try their luck. On the night of June 6-7 they missed battleships Warspite and Ramillies but sank destroyer Svenner. The Germans threw them into the breach once again on the night of June 9-10.

Forces:

Allied Forces	Division 1	Glaisdale (RNN) Ursa Krakowiak (PN)	("Hunt III" Class-- flag) ("U" Class) ("Hunt II" Class)
Kriegsmarine	Division 1	T28 Möwe Jaguar	(Type 39 -- flag) (Type 23) (Type 24)

Set-up:

N^ German Division 1 is on a course of 090, 50 inches from the north edge and 30 inches from the east edge.

Allied Division 1 is on a course of 210, in line ahead, 38 inches from the north edge and 21 inches from the east edge.

The German friendly edge is the south edge. The Allied friendly edge is the north edge.

Victory Conditions:

- Each side gets 1 point for each enemy ship left with a speed of 0 and 2 points for each enemy ship sunk.
- The German player receives 1 point for each ship exited from the north edge of the map.

Special Rules:

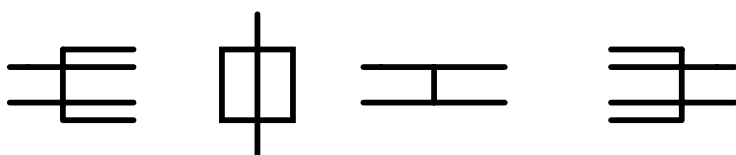
- The Allied destroyers have 271, 281 and 285 radar and CICs.
- The spotting base is 6, with a -4 gunfire modifier -- night with moonlight.

Outcome: Seeking the invasion fleet, the German ships fell in with an Allied destroyer patrol. The Germans fired torpedoes, which the Allied ships evaded, and retired without serious injury.

Hunt, Groups II and III

<u>Navy Class</u>	Royal Navy Escort destroyer	<u>Date</u>	1942		
		<u>Armor</u>	None		
<u>Surface Armament</u>		<u>Ranges</u>	<u>Directors</u>		
Main Battery:	4 inch guns in 2 twin mounts	17 inches	Fore		
Torpedoes:	21 inch torpedoes in 1 twin mount	13 inches at 4.25"	Port and starboard		
Maximum Value:	9	16 inches at 2.75"			
<u>Gun:</u>	5" 10" 15" 17"	<u>Power</u>	<u>Relia</u>		
4 inch twin	A/12 8/8 2/3 1/0	3	B		
<u>Speed</u>	3.00 2 boilers 2 engines	<u>Torpedo Hits</u>	17.7"-18": ±1	20.5"-22.5": ±3	24": ±5
<u>Flotation</u>	Total: 24 DIW: 12 Sinking: 16				

Armament Arrangement



Notes

- Third group of purpose-built escort destroyers, the first to be equipped with torpedo tubes.
- II Group was similar, but with an additional twin 4 inch mount, bearing aft, in place of the torpedo tubes.

Hits

Fuel Oil 1	11-15	Forward Void
Forward Main Magazine	16-23	Main A
Fuel Oil 2	24	AAMGs
Fuel Oil 2	25	Bridge
Fuel Oil 2	26	Bridge
Fuel Oil 2	31	Bridge, Main Director
Boiler Room	32	Search Radar
Boiler Room	33-36	Funnel
Boiler Room	41	AAMGs
Engine Room	42-44	AAMGs
Engine Room	45	Torpedo A [Searchlight]
Engine Room	46	Torpedo A [Main X]
Engine Room	51	Torpedo A {Main X}
Aft Main Magazine	52	Searchlight [Main X]
Aft Main Magazine	53-55	Main Y
Fuel Oil 3	56	Main Y
Fuel Oil 3	61-62	Main Y
Propshaft 1 or 2	63-64	Void
Steering	65-66	Steering

Internal Diagram

FO1 1FP	FM A 1FP	FO2 3FP	BR B1,B2 8FP	ER E1 E2 8FP	AM X 1FP	FO3 1FP	ST 1FP
------------	----------------	------------	--------------------	-----------------------	----------------	------------	-----------

“O/P/Q/R/S/T/U/V” Classes

<u>Navy Class</u>	Royal Navy Destroyer	<u>Date</u>	1941
<u>Surface Armament</u>		<u>Ranges</u>	<u>Directors</u>
Main Battery:	4 inch guns in 4 single mounts [4.7 inch guns in 4 single mounts]	17 inches 18 inches	Fore Fore]
Torpedoes:	21 inch torpedoes in 2 quadruple mounts	13 inches at 4.25"	Port and starboard
Maximum Value:	9	16 inches at 2.75"	
<u>Gun:</u>	5" 10" 15" 18"	Power	Relia
4 inch single	A/10 8/6 2/1 1/-2	3	B
4.7 inch single	A/10 8/6 2/2 1/-1	4	B
<u>Speed</u>	4.50 2 boilers 2 engines	<u>Torpedo Hits</u>	17.7"-18": ±1 20.5"-22.5": ±3 24": ±5
<u>Flotation</u>	Total: 27 DIW: 14 Sinking: 18		

Armament Arrangement



Notes

- Seventy-one units in classes O through W.
- Some of units of the O and P classes had 4 4.7" guns. The 4.7" gun-armed Os and Ps gave up the aft set of torpedo tubes for a 4" AA gun. The gun cannot engage surface targets. Oribi, Onslow, Onslaught and Offa had 4.7s.
- The Qs through Vs (except Savage) all had 4 4.7s and no 4" gun. Their 4.7s could elevate to 55 degrees, giving them a measure of main battery antiaircraft capability.
- GR space is the Gearing Room. Treat hits on it as Engine Room hits, although it floods separately.

Hits

	Fuel Oil 1	11-14	Forward Void
	Fuel Oil 1	15	Main A
Forward Main Magazine		16-21	Main A
Forward Main Magazine		22-23	Main B
	Fuel Oil 1	24	Main B
	Fuel Oil 1	25	AAMGs
	Fuel Oil 1	26	Bridge
	Fuel Oil 1	31	Bridge
Boiler Room 1		32	Main Director
Boiler Room 1		33	Search Radar
Boiler Room 1		34	Funnel
Boiler Room 2		35-36	Funnel
Boiler Room 2		41	AAMGs
Engine Room		42-44	Torpedo A
Engine Room		45	Torpedo B
Gearing Room		46-51	Torpedo B
	Fuel Oil 2	52	Searchlight
	Fuel Oil 2	53	AAMGs
	Fuel Oil 2	54-55	Main X
Aft Main Magazine		55	Main X
Aft Main Magazine		56	Main X
Aft Main Magazine		61-62	Main Y
Propshaft 1 or 2		63-64	Void
Steering		65-66	Steering

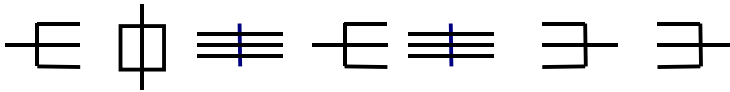
Internal Diagram

VO1	FM	FO1	BR1	BR2	ER	GR	FO2	AM	ST
1FP	A&B	2FP	B1	B3	E1	3FP	2FP	X&Y	1FP
	1FP		5FP	5FP	E2			1FP	
					6FP				

Type 39

<u>Navy Class</u>	Deutsches Kriegsmarine Torpedo boat	<u>Date</u>	1941
<u>Surface Armament</u>		<u>Ranges</u>	<u>Directors</u>
Main Battery:	4.1 inch guns in 4 single mounts	15 inches	Fore
Torpedoes:	21 inch torpedoes in 2 triple mounts	8 inches at 5.00"	Aft
Maximum Value:	6 through 12/42, 9 after	13 inches at 3.75"	
<u>Gun:</u>	5" 10" 15"	<u>Power</u>	<u>Relia</u>
4.1 inch single	A/10 8/6 2/0	3	B
<u>Speed</u>	4.00" 4 boilers 2 engines	<u>Torpedo Hits</u>	17.7"-18": ±2 20.5"-22.5": ±4 24": ±6
<u>Flotation</u>	Total: 29 DIW: 15 Sinking: 20		

Armament Arrangement



Notes

- Class included T-22 through T-36.

Hits

	Void 1	11-13	Forward Void
	Void 1	14	Main A
Forward Main Magazine		15-16	Main A
Forward Main Magazine		21-22	AAMGs
Fuel Oil 1		23	Bridge
Fuel Oil 1		24	Torpedo Directors, Bridge
Boiler Room 1		25	Main Director, Bridge
Boiler Room 1		26-31	Funnel
Engine Room 1		32-33	Torpedo A
Engine Room 1		34	Torpedo A
Midships Main Magazine		35-36	Main M
Boiler Room 2		42	Funnel
Boiler Room 2		43-44	AAMGs
Engine Room 2		45-46	Torpedo B
Engine Room 2		51	Torpedo B
Turbogenerator Room		52-53	AAMGs
Aft Main Magazine		54-56	Main X
Aft Main Magazine		61	Void
Fuel Oil 2, Propshaft 1 or 2		62-63	Main Y
Fuel Oil 2, Propshaft 1 or 2		64	Void
Steering		65-66	Steering

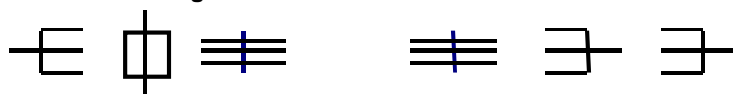
Internal Diagram

V1	FM	FO1	BR1	ER1	MM	BR2	ER2	TR	AM	FO2	ST
2FP	A	3FP	B1,B2	E1	M	B3,B4	E2	1FP	XY	2FP	2FP
	2FP		4FP	3FP	1FP	4FP	3FP		2FP		

Type 23/24

<u>Navy Class</u>	Deutsches Kriegsmarine Torpedo boat	<u>Date</u>	1941
<u>Surface Armament</u>		<u>Ranges</u>	<u>Directors</u>
Main Battery:	4.1 inch guns in 3 single mounts	15 inches	Fore
Torpedoes:	21 inch torpedoes in 2 triple mounts	8 inches at 5.00"	Aft
Maximum Value:	6 until 1/43, 9 thereafter	13 inches at 3.75"	
<u>Gun:</u>	5" 10" 15"	<u>Power</u>	<u>Relia</u>
4.1 inch single	A/10 8/6 2/0	3	B
<u>Speed</u>	4.00" 3 boilers 2 engines	<u>Torpedo Hits</u>	17.7"-18": ±2 20.5"-22.5": ±4 24": ±6
<u>Flotation</u>	Total: 31 DIW: 16 Sinking: 21		

Armament Arrangement



Notes

- Type 23 class included 6 ships.
- Six ships of the Type 24 class were similar, but with a speed of 4.25 inches.

Hits

Void 1	11-13	Forward Void
Forward Main Magazine	14	Main A
Forward Main Magazine	15-16	Main A
Fuel Oil 1	21-22	AAMG
Fuel Oil 2	23	Bridge
Fuel Oil 2	24	Torpedo Directors, Bridge
Boiler Room 1	25	Main Director, Bridge
Boiler Room 1	26-31	Funnel
Boiler Room 2	32	Funnel
Boiler Room 2	33-34	Torpedo A
Generator Room	35-36	Torpedo A
Boiler Room 3	41	AAMGs
Boiler Room 3	42	Funnel
Boiler Room 3	43	AAMGs, Searchlight
Engine Room 1	44	Torpedo B
Engine Room 1	45-46	Torpedo B
Engine Room 1	51	Torpedo B
Engine Room 2	52-53	AAMGs
Engine Room 2	54-56	Main X
Fuel Oil 3	61	Main X
Aft Main Magazine, Propshaft 1 or 2	62-63	Main Y
Aft Main Magazine, Propshaft 1 or 2	64	Main Y
Steering	65-66	Steering

Internal Diagram

V1 2FP	FM A 1FP	FO1 2FP	FO2 2FP	BR1 B1 3FP	BR2 B2 3FP	GR 2FP	BR3 B3 3FP	ER1 E1 4FP	ER2 E2 4FP	FO3 1FP	AM XY 2FP	ST 2FP
-----------	----------------	------------	------------	------------------	------------------	-----------	------------------	------------------	------------------	------------	-----------------	-----------