

DENMARK STRAITS

0537 24 May 1941

Background: The German attempt to break the battleship Bismarck and cruiser Prinz Eugen into the North Atlantic brought on another famous sea fight. Two British cruisers sighted and shadowed the two German ships, making effective use of radar. While the cruisers hung on, battleship Prince of Wales and battlecruiser Hood steamed to intercept.

Forces:

| | | | |
|-----------------|------------|-----------------|-----------------|
| Royal Navy | Division 1 | Hood | (Hood -- flag) |
| Admiral Holland | | Prince of Wales | (King George V) |
| Kriegsmarine | Division 1 | Prinz Eugen | (Prinz Eugen) |
| Admiral Lutjens | Division 2 | Bismarck | (Bismarck) |

Set-up:

N^

German Division 1 is on a course of 210, 30 inches from the east edge and 3 inches from the north edge.

German Division 2 is following directly after Division 1.

The British Division 2 is on a course of 240, 15 inches from the west edge and 37 inches from the north edge.

The German friendly edge is the west edge. The British friendly edge is the east edge.

Victory Conditions:

The German player receives 1 point for sinking a heavy cruiser, 2 points for sinking Hood and 3 points for sinking Prince of Wales. The British player receives 1 point if Prinz Eugen is reduced to 75% speed or loses half of her main battery, 2 points if Prinz Eugen's speed is reduced to 0 and 4 points if Prinz Eugen is sunk. Double these points are received for similar damage to Bismarck.

Special Rules:

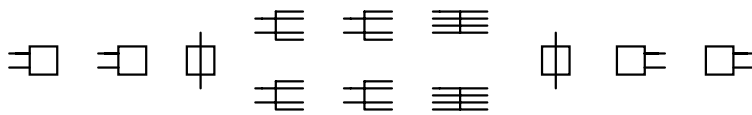
1. Prince of Wales was a new ship not fully worked up. Whenever she rolls an 80 or higher on main battery hit dice, roll to damage one of her turrets. There is no fire or explosion from this damage, and it may be repaired.
2. Hood's magazine protection is sub-standard. Hits on a main gunmount cause a magazine explosion on a flooding, fire and explosion die roll of **1**. Hits on a secondary gunmount cause a magazine explosion on a second die roll of **1-3**.
3. Optional: Admiral Holland was accompanied by destroyers, which he detached for search duties. Assume that they accompanied him. Add as Division 2 the following: Inglefield ("I" Class Leader), Intrepid ("I" Class), Active ("A" Class), Punjabi ("Tribal" Class), Nestor ("N" Class). Division 2 will be in line ahead, and may either lead or follow Division 1.
4. Optional: The cruisers shadowing the Germans were not ordered to engage. Assume that they were. Add as Divisions 3 and 4 Norfolk (Norfolk Class) and Suffolk (Kent Class). Norfolk has 286P radar, Suffolk has 279 and 284. If this option is used, one of these cruisers will appear at the point of the British player's choosing on the north map edge whenever a **1** is rolled on 1D6 at the start of a turn.
5. Hood has 284 radar.
6. Visibility is **33** inches with a gunfire modifier of **0** -- excellent visibility.

Outcome: The result is well known, although the particulars are hotly debated. Hit by both Bismarck and Prinz Eugen, Hood blew up. Both Germans then inflicted heavy damage on Prince of Wales and forced her out of action. Before she was forced away, Prince of Wales hurt Bismarck badly enough that she made for Brest rather than the open ocean.

Admiral Hipper/Prinz Eugen

| | | | | | | | | | |
|-------------------------|---|---------------------|---|-----------------|---------|------------------|--------------------|--|--|
| <u>Navy Class</u> | Deutsches Kriegsmarine Heavy cruiser | <u>Date</u> | 1940 | | | | | | |
| <u>Surface Armament</u> | | <u>Ranges</u> | | | | <u>Directors</u> | | | |
| Main Battery: | 8 inch guns in 4 twin turrets | | 39 inches | | | | Fore and aft | | |
| Secondary Battery: | 4.1 inch guns in 6 twin turrets | | 16 inches | | | | Four Cornered | | |
| Torpedoes: | 21 inch torpedoes in 4 triple mounts 2 special hits | | 8 inches at 5.00" 13 inches at 3.75" | | | | Port and starboard | | |
| <u>Gun:</u> | 5" 10" 15" 20" 25" 30" 35" 39" | <u>Power</u> | Relia | | | | | | |
| 8 inch triple | A/10 8/9 6/7 4/5 3/1 2/0 1/0 1/0 | 6 | B | | | | | | |
| 4.1 inch twin | A/13 8/8 2/4 1/-1 | 3 | B | | | | | | |
| <u>Speed</u> | 4.00" 12 boilers 3 engines | <u>Torpedo Hits</u> | 17.7"-18": ±1 | 20.5"-22.5": ±2 | 24": ±3 | | | | |
| <u>Flotation</u> | Total: 63 DIW: 32 Sinking: 42 | | | | | | | | |

Armament Arrangement



Notes

- Admiral Hipper and Blucher in class; Prinz Eugen similar.
- Forward secondary magazine for mounts 1 and 2, aft for mounts 3-6.
- Forward fire control controls A and B; aft controls X and Y.
- Engine room 1 drives shafts 1 and 2; engine room 2 drives shaft 3.

Hits

| | | |
|--|-------|---|
| Void | 11-12 | Void |
| Fuel Oil 1 | 13-14 | Void |
| Main Magazine A | 15-21 | Main A |
| Main Magazine B | 22-24 | Main B |
| Forward Fire Control | 25 | Bridge, AAMGs |
| Generator Room | 26 | Bridge, Secondary 1 or 2 |
| Boiler Room 1 | 31 | Bridge, Forward Main Director, Secondary Director 1 or 2, Torpedo 1 or 2 |
| Boiler Room 1 | 32 | Torpedo 1 or 2 |
| Boiler Room 2 | 33 | Funnel |
| Boiler Room 2 | 34 | Funnel, Searchlight 1 or 2 |
| Forward Secondary Magazine | 35 | Hanger |
| Boiler Room 3 | 36 | Catapult, Aircraft |
| Boiler Room 3 | 41 | Catapult, Aircraft, Secondary 3 or 4 |
| Engine Room 1 | 42 | Torpedo 3 or 4, Secondary Director 3 or 4, Searchlight X |
| Engine Room 1 | 43 | Torpedo 3 or 4, AAMGs |
| Engine Room 1 | 44 | Secondary 5 or 6 |
| Aft Secondary Magazine, Aft Fire Control | 45 | Aft Main Director |
| Engine Room 2 | 51-53 | AAMGs |
| Main Magazine X | 54-55 | Main X |
| Main Magazine Y | 56-62 | Main Y |
| Fuel Oil 3, Propshaft 1 or 2 | 63-64 | Void |
| Steering, Propshaft 3 | 65 | Steering |
| Void | 66 | Void |

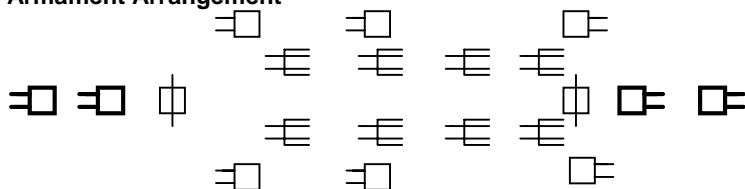
Internal Diagram

| | | | | | | | | | | | | | | | | | |
|-----------|------------|----------------|----------------|------------------|-----------------------------|-----------------------------|------------|--------------------------|------------|-------------------|-------------------------|------------------|----------------|----------------|------------|-----------|-----------|
| V1 1FP | FO1 2FP | PM A 2FP | PM B 2FP | GR FFC 2FP | BR1 B1,2 B3,4 10FP | BR2 B5,6 B7,8 10FP | SM1 1FP | BR3 B9 B10 10FP | B11 B12 | AFC SM2 1FP | ER1 E1 E2 10FP | ER2 E3 5FP | PM X 2FP | PM Y 2FP | FO3 2FP | ST 1FP | V2 0FP |
|-----------|------------|----------------|----------------|------------------|-----------------------------|-----------------------------|------------|--------------------------|------------|-------------------|-------------------------|------------------|----------------|----------------|------------|-----------|-----------|

Bismarck

| | | | | | | | | | | | |
|-------------------------|---------------------------------|------------|-------------|------|---------------------|-------------------------------------|-----------------|---------|-------|------------------|---|
| <u>Navy</u> | Deutsches Kreigsmarine | | | | <u>Date</u> | 1941 | | | | | |
| <u>Class</u> | Battleship | | | | | | | | | | |
| <u>Surface Armament</u> | | | | | <u>Ranges</u> | | | | | <u>Directors</u> | |
| Main Battery: | 15 inch guns in 4 twin turrets | | | | 39 inches | | | | | Fore and aft | |
| Secondary Battery: | 5.9 inch guns in 6 twin turrets | | | | 24 inches | | | | | Fore and aft | |
| Anti-air Battery | 4.1 inch guns in 8 twin mounts | | | | 16 inches | | | | | Four corners | |
| <u>Gun:</u> | 5" | 10" | 15" | 20" | 25" | 30" | 35" | 39" | Power | Relia | |
| 11 inch triple | A/9 | 8/9 | 6/9 | 5/8 | 4/7 | 3/5 | 2/4 | 1/2 | 7 | B | |
| 5.9 inch twin | A/13 | 8/11 | 3/7 | 2/5 | 1/2 | | | | | 5 | B |
| 4.1 inch twin | A/13 | 8/8 | 2/4 | 1/-1 | | | | | 3 | B | |
| <u>Speed</u> | 3.50" | 12 boilers | 3 engines | | <u>Torpedo Hits</u> | 17.7"-18": 50% | 20.5"-22.5": ±1 | 24": ±2 | | | |
| <u>Flotation</u> | Total: 75 | DIW: 37 | Sinking: 50 | | <u>Bulge:</u> | -1 for torpedo hits in way of 24-53 | | | | | |

Armament Arrangement



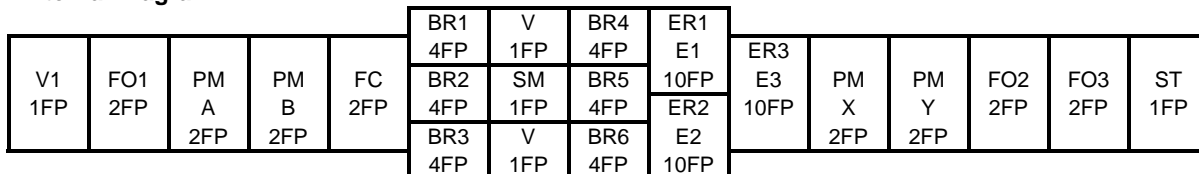
Notes

- Sister ship was Tirpitz.

Hits

| | | | |
|--|----------------------------------|-------|---|
| | Void | 11-13 | Void |
| | Fuel Oil 1 | 14-21 | Void |
| | Main Magazine A | 23-22 | Main A |
| | Main Magazine B | 24-25 | Main B |
| | Fire Control | 26 | AAMGs |
| | Boiler Room 1, 2 or 3 | 31 | Secondary 1 or 2, Forward Secondary Director, Bridge |
| | Boiler Room 1, 2 or 3 | 32 | Bridge, Anti-air 1 or 2 |
| | Boiler Room 1, 2 or 3 | 33 | Bridge, Forward Main Director, Anti-air Director 1 or 2, Search Radar |
| | Void, Secondary Magazine or Void | 34 | Funnel, Secondary 3 or 4 |
| | Boiler Room 4, 5 or 6 | 35 | Funnel, Anti-air 3 or 4, Anti-air Director 3 or 4 |
| | Boiler Room 4, 5 or 6 | 36 | Funnel |
| | Boiler Room 4, 5 or 6 | 41-42 | Aircraft, Catapult |
| | Engine Room 1 or 2 | 43 | Anti-air 5 or 6 |
| | Engine Room 1 or 2 | 44 | Secondary 5 or 6, Aft Secondary Director, Searchlight 1 or 2 |
| | Engine Room 1 or 2 | 45 | Anti-air 7 or 8 |
| | Engine Room 3 | 46 | Aft Main Fire Director |
| | Engine Room 3 | 51-52 | AAMGs |
| | Main Magazine X | 53-54 | Main X |
| | Main Magazine Y | 55-56 | Main Y |
| | Propshaft 1 or 2, Fuel Oil 2 | 61-62 | Void |
| | Propshaft 3, Fuel Oil 3 | 63-64 | Void |
| | Steering | 65-66 | Steering |

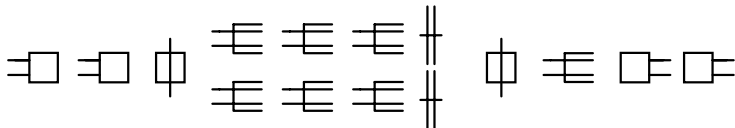
Internal Diagram



Hood

| | | | | | | | | |
|-------------------------|--|---------------------|----------------------|-----------------|---------|--|--|--|
| <u>Navy Class</u> | Royal Navy Battlecruiser | <u>Date</u> | 1941, as refitted | | | | | |
| <u>Surface Armament</u> | | <u>Ranges</u> | <u>Directors</u> | | | | | |
| Main Battery: | 15 inch guns in 4 twin turrets | 29 inches | Two forward, one aft | | | | | |
| Secondary Battery: | 4 inch guns in 7 twin mounts | 20 inches | Port and starboard | | | | | |
| Torpedoes: | 21 inch torpedoes in 2 twin fixed mounts | 10 inches at 3.25" | Port and starboard | | | | | |
| Maximum Value: | 8 | 13 inches at 2.75" | | | | | | |
| <u>Gun:</u> | 5" 10" 15" 20" 25" 29" | Power | Relia | | | | | |
| 15 inch twin | A/8 8/8 6/8 5/7 4/6 3/2 | 8 | A | | | | | |
| 4 inch twin | A/12 8/8 2/3 1/0 | 3 | B | | | | | |
| <u>Speed</u> | 3.75" 24 boilers 4 engines | <u>Torpedo Hits</u> | 17.7"-18": ±1 | 20.5"-22.5": ±2 | 24": ±3 | | | |
| <u>Flotation</u> | Total: 88 DIW: 44 Sinking: 58 | | | | | | | |

Armament Arrangement



Notes

- Double firer and target turning gunfire accuracy penalties, due to outmoded fire control equipment.

Hits

| | | | |
|------------------------------|-------|---|--|
| Forward Void | 11-12 | Void | |
| Fuel Oil 1 | 13-14 | Void | |
| Primary Magazine A | 15-22 | Main A | |
| Primary Magazine B | 23-25 | Main B | |
| Transmitting Room | 26 | Bridge, Forward Main Director | |
| Boiler Room 1 | 31 | Bridge, Second Forward Main Director | |
| Boiler Room 1 | 32 | Secondary 1 and 2 | |
| Boiler Room 2 | 34-35 | Funnel | |
| Boiler Room 3 | 35 | Secondary 3 and 4, Searchlight 1 and 2, Port and Starboard Secondary Director | |
| Boiler Room 3 | 35-36 | Funnel | |
| Boiler Room 4 | 41 | Void | |
| Boiler Room 4 | 42 | Secondary 5 and 6 | |
| Engine Room 1 | 43-45 | Void | |
| Engine Room 2 | 46 | Torpedo 1 and 2 | |
| Engine Room 2 | 51 | Searchlight 3 and 4 | |
| Engine Room 3 | 52 | Aft Main Director | |
| Engine Room 3 | 53 | Secondary 7 | |
| Primary Magazine X | 54-61 | Main X | |
| Primary Magazine Y | 62-64 | Main Y | |
| Propshafts 1 and 2, Void 2 | 64-65 | Void | |
| Propshafts 3 and 4, Steering | 66 | Steering | |

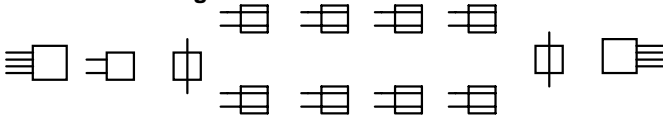
Internal Diagram

| | | | | | | | | | | | | | | | | |
|-----------|------------|----------------|----------------|-----------|--------------------------|---------------------------|----------------------------|----------------------------|--------------------------|-------------------|-------------------|----------------|----------------|------------|-----------|-----------|
| V1 1FP | FO1 2FP | PM A 2FP | PM B 2FP | TR 1FP | BR1 B1- B6 10FP | BR2 B7- B12 10FP | BR3 B13- B18 10FP | BR4 B19- B24 10FP | ER1 E1, E2 12FP | ER2 E4 10FP | ER3 E3 10FP | PM X 2FP | PM Y 2FP | FO2 2FP | V2 1FP | ST 1FP |
|-----------|------------|----------------|----------------|-----------|--------------------------|---------------------------|----------------------------|----------------------------|--------------------------|-------------------|-------------------|----------------|----------------|------------|-----------|-----------|

King George V

| | | | | | | | | | | | |
|-------------------------|--|-----------|-------------|-----|---------------------|---|-----------------|---------|------------------|-------|--|
| <u>Navy</u> | Royal Navy | | | | <u>Date</u> | 1942 | | | | | |
| <u>Class</u> | Battleship | | | | | | | | | | |
| <u>Surface Armament</u> | | | | | <u>Ranges</u> | | | | <u>Directors</u> | | |
| Main Battery: | 14 inch guns in 1 twin and 2 quadruple turrets | | | | 36 inches | | | | Fore and aft | | |
| Secondary Battery: | 5.25 inch guns in 8 twin mounts | | | | 23 inches | | | | Four corners | | |
| <u>Gun:</u> | 5" | 10" | 15" | 20" | 25" | 30" | 35" | 37" | Power | Relia | |
| 14 inch quad | A/10 | 8/10 | 6/10 | 5/9 | 4/8 | 3/4 | 2/3 | 1/2 | 7 | C | |
| 14 inch twin | A/8 | 8/8 | 6/8 | 5/7 | 4/6 | 3/2 | 2/1 | 1/0 | 7 | B | |
| 5.25 inch twin | A/13 | 8/10 | 3/6 | 2/4 | 1/2 | | | | 4 | A | |
| <u>Speed</u> | 3.75" | 8 boilers | 4 engines | | <u>Torpedo Hits</u> | 17.7"-18": 50% | 20.5"-22.5": ±0 | 24": ±1 | | | |
| <u>Flotation</u> | Total: 66 | DIW: 33 | Sinking: 44 | | <u>Bulge</u> | -1 for torpedo hits in way of locations 26-53 | | | | | |

Armament Arrangement



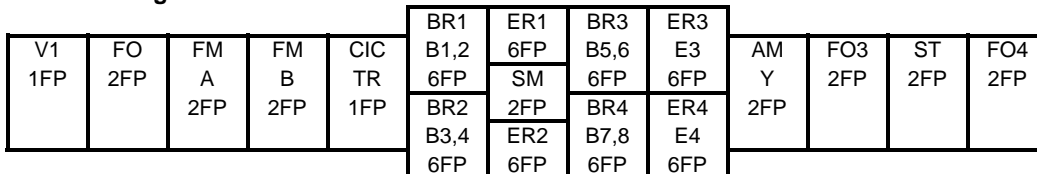
Notes

- Five in class: King George V, Prince of Wales, Duke of York, Anson, Howe
- Quad turret was unreliable -- treat as a triple turret.

Hits

| | | | |
|--|---|-------|----------------------------------|
| | Fuel Oil 1 | 11-12 | Void |
| | Fuel Oil 2 | 13-14 | AAMGs |
| | Main Magazine A | 15-21 | Main A |
| | Main Magazine B | 22-24 | Main B |
| | Transmitting Room/CIC | 25 | Bridge |
| | Boiler Room 1 or 2 | 26 | Forward Primary Director |
| | Boiler Room 1 or 2 | 31 | Secondary Director 1 or 2 |
| | Boiler Room 1 or 2 | 32 | Bridge |
| | Boiler Room 1 or 2 | 33 | Secondary 1 or 2 |
| | Engine Room 1 or 2, or Secondary Magazine | 34 | Funnel |
| | Engine Room 1 or 2, or Secondary Magazine | 35 | Funnel, Secondary 3 or 4 |
| | Engine Room 1 or 2, or Secondary Magazine | 36 | Searchlight 1 or 2 |
| | Engine Room 1 or 2, or Secondary Magazine | 41 | Catapult, Aircraft |
| | Boiler Room 3 or 4 | 42 | AAMGs, Catapult, Aircraft |
| | Boiler Room 3 or 4 | 42 | Secondary 5 or 6 |
| | Boiler Room 3 or 4 | 44 | Funnel, AAMGs |
| | Boiler Room 3 or 4 | 45 | Funnel, Searchlight 3 or 4 |
| | Engine Room 3 or 4 | 46 | Secondary 7 or 8 |
| | Engine Room 3 or 4 | 51 | AAMGs |
| | Engine Room 3 or 4 | 52 | AAMGs |
| | Engine Room 3 or 4 | 53 | Aft Primary Director, AAMGs |
| | Main Magazine X | 54 | Secondary Director 3 or 4, AAMGs |
| | Main Magazine X | 55-56 | Main X |
| | Propshaft 1 or 2, Fuel Oil 3 | 61 | Main X |
| | Propshaft 3 or 4, Fuel Oil 3 | 62 | Void |
| | Fuel Oil 3 | 63 | AAMGs |
| | Steering | 64 | Steering |
| | Fuel Oil 4 | 65-66 | AAMGs |

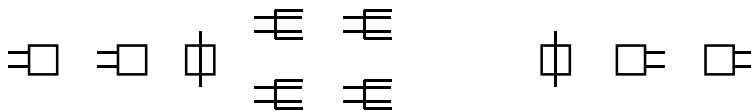
Internal Diagram



Norfolk

| | | | | | |
|-------------------------|---|---------------------|---------------------------|-----------------|---------|
| <u>Navy Class</u> | Royal Navy Heavy cruiser | <u>Date</u> | 1942 (Cumberland modeled) | | |
| <u>Surface Armament</u> | | <u>Ranges</u> | <u>Directors</u> | | |
| Main Battery: | 8 inch guns in 4 twin turrets | 29 inches | Fore and aft | | |
| Secondary Battery: | 4 inch guns in 4 twin mounts | 16 inches | Aft | | |
| <u>Gun:</u> | 5" 10" 15" 20" 25" 29" | <u>Power</u> | <u>Relia</u> | | |
| 8 inch twin | A/10 8/9 6/7 4/5 3/0 2/0 | 6 | B | | |
| 4 inch twin | A/12 8/8 2/3 1/0 | 3 | B | | |
| <u>Speed</u> | 4.00" 8 boilers 4 engines | <u>Torpedo Hits</u> | 17.7"-18": ±1 | 20.5"-22.5": ±2 | 24": ±3 |
| <u>Flotation</u> | Total: 66 DIW: 33 Sinking: 44 | | | | |

Armament Arrangement



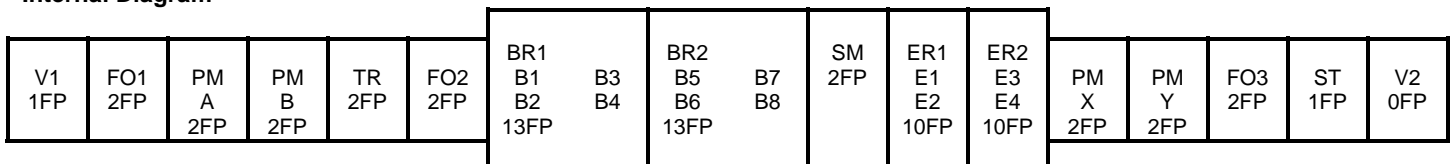
Notes

- Two ships in class: Norfolk and Dorsetshire

Hits

| | | |
|------------------------------|-------|-------------------------------|
| Officers Berths | 11-12 | Void |
| Fuel Oil 1 | 13-14 | Void |
| Main Magazine A | 15-21 | Main A |
| Main Magazine B | 22-24 | Main B |
| Transmitting | 25 | Bridge |
| Fuel Oil 2 | 26 | Bridge, Forward Main Director |
| Boiler Room 1 | 31 | Bridge |
| Boiler Room 1 | 32 | Search Radar, AAMGs |
| Boiler Room 1 | 33 | Funnel, Secondary 1 or 2 |
| Boiler Room 2 | 34 | Void |
| Boiler Room 2 | 35 | Funnel |
| Boiler Room 2 | 36 | Funnel, Secondary 3 or 4 |
| Secondary Magazine | 41 | Funnel |
| Engine Room 1 | 42-43 | Catapult, Aircraft |
| Engine Room 1 | 44 | Aircraft |
| Engine Room 2 | 45 | Secondary Director |
| Engine Room 2 | 46 | Searchlight A or B |
| Engine Room 2 | 51 | Aft Main Director |
| Engine Room 2 | 52 | Void |
| Main Magazine X | 53-55 | Main X |
| Main Magazine Y | 56-62 | Main Y |
| Fuel Oil 3, Propshaft 1 or 2 | 63-64 | Void |
| Steering, Propshaft 3 or 4 | 65 | Steering |
| Void | 66 | Void |

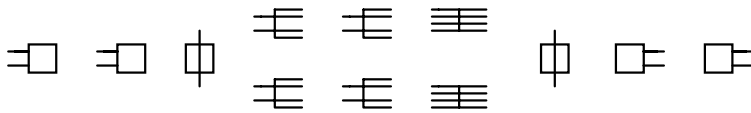
Internal Diagram



Kent

| | | | | | | | |
|-------------------------|---|--------------------|---------------------------|---------------------|---------------|--------------------|---------|
| <u>Navy Class</u> | Royal Navy Heavy cruiser | <u>Date</u> | 1942 (Cumberland modeled) | | | | |
| <u>Surface Armament</u> | | <u>Ranges</u> | | | | <u>Directors</u> | |
| Main Battery: | 8 inch guns in 4 twin turrets | 29 inches | | | | Fore and aft | |
| Secondary Battery: | 4 inch guns in 4 twin mounts | 16 inches | | | | Aft | |
| Torpedoes: | 21 inch torpedoes in 2 quadruple mounts | 13 inches at 4.25" | | | | Port and starboard | |
| Maximum Value: | 9 | 16 inches at 2.75" | | | | | |
| <u>Gun:</u> | 5" 10" 15" 20" 25" 29" | <u>Power</u> | | | <u>Relia</u> | | |
| 8 inch twin | A/10 8/9 6/7 4/5 3/0 2/0 | 6 | | | B | | |
| 4 inch twin | A/12 8/8 2/3 1/0 | 3 | | | B | | |
| <u>Speed</u> | 4.00" | 8 boilers | 4 engines | <u>Torpedo Hits</u> | 17.7"-18": ±1 | 20.5"-22.5": ±2 | 24": ±3 |
| <u>Flotation</u> | Total: 66 | DIW: 33 | Sinking: 44 | | | | |

Armament Arrangement



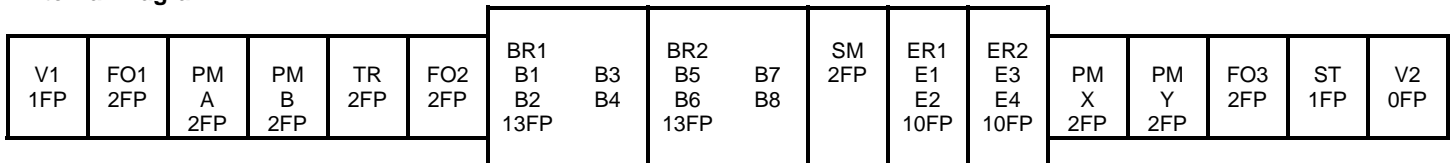
Notes

- Five ships in class, including Kent, Berwick, Cornwall, Cumberland, and Suffolk
- Only Kent had torpedo tubes.
- Norfolk and Dorsetshire similar to Kent, but with uniform armor over magazine and machinery spaces.

Hits

| | | |
|------------------------------|-------|-------------------------------|
| Officers Berths | 11-12 | Void |
| Fuel Oil 1 | 13-14 | Void |
| Main Magazine A | 15-21 | Main A |
| Main Magazine B | 22-24 | Main B |
| Transmitting | 25 | Bridge |
| Fuel Oil 2 | 26 | Bridge, Forward Main Director |
| Boiler Room 1 | 31 | Bridge |
| Boiler Room 1 | 32 | Search Radar, AAMGs |
| Boiler Room 1 | 33 | Funnel, Secondary 1 or 2 |
| Boiler Room 2 | 34 | Void, [Torpedo 1 or 2] |
| Boiler Room 2 | 35 | Funnel, [Torpedo 1 or 2] |
| Boiler Room 2 | 36 | Funnel, Secondary 3 or 4 |
| Secondary Magazine | 41 | Funnel |
| Engine Room 1 | 42-43 | Catapult, Aircraft |
| Engine Room 1 | 44 | Aircraft |
| Engine Room 2 | 45 | Secondary Director |
| Engine Room 2 | 46 | Searchlight A or B |
| Engine Room 2 | 51 | Aft Main Director |
| Engine Room 2 | 52 | Void |
| Main Magazine X | 53-55 | Main X |
| Main Magazine Y | 56-62 | Main Y |
| Fuel Oil 3, Propshaft 1 or 2 | 63-64 | Void |
| Steering, Propshaft 3 or 4 | 65 | Steering |
| Void | 66 | Void |


Internal Diagram



“E/F/G/H/I” Leaders

| | | | |
|-------------------------|---|---------------------|---|
| <u>Navy Class</u> | Royal Navy Destroyer | <u>Date</u> | 1940 |
| | | <u>Armor</u> | None |
| <u>Surface Armament</u> | | <u>Ranges</u> | <u>Directors</u> |
| Main Battery: | 4.7 inch guns in 5 single mounts | 18 inches | Fore |
| Torpedoes: | 21 inch torpedoes in 2 quadruple mounts | 13 inches at 4.25" | Port and starboard |
| Maximum Value: | 9 | 16 inches at 2.75" | |
| <u>Gun:</u> | 5" 10" 15" 18" | <u>Power</u> | <u>Relia</u> |
| 4.7 inch single | A/10 8/6 2/2 1/-1 | 4 | B |
| <u>Speed</u> | 4.50 3 boilers 2 engines | <u>Torpedo Hits</u> | 17.7"-18": ±1 20.5"-22.5": ±3 24": ±5 |
| <u>Flotation</u> | Total: 27 DIW: 14 Sinking: 18 | | |

Armament Arrangement



Notes

- Designed as flotilla leaders for E through I class ships.
- Inglefield had quintuple torpedo mounts until 1942.
- Most gave up a torpedo mount later in the war to ship a 3 inch anti-aircraft gun. This is treated as an AAMG for game purposes.

Hits

| | | |
|-----------------------|-------|-------------------|
| Void 1 | 11-14 | Forward Void |
| Void 1 | 15 | Main A |
| Forward Main Magazine | 16-21 | Main A |
| Forward Main Magazine | 22-23 | Main B |
| Fuel Oil 1 | 24 | Main B |
| Fuel Oil 1 | 25 | AAMGs |
| Fuel Oil 1 | 26 | Bridge |
| Fuel Oil 1 | 31 | Bridge |
| Boiler Room 1 | 32 | Main Director |
| Boiler Room 1 | 33 | Funnel |
| Boiler Room 2 | 34 | Main M |
| Boiler Room 2 | 35 | Main M |
| Boiler Room 3 | 36 | Main M |
| Boiler Room 3 | 41 | Funnel |
| Engine Room | 42-44 | Torpedo A |
| Engine Room | 45-51 | Torpedo B [AAMGs] |
| Fuel Oil 2 | 52 | Searchlight |
| Fuel Oil 2 | 53 | AAMGs |
| Fuel Oil 2 | 54 | Main X |
| Aft Main Magazine | 55 | Main X |
| Aft Main Magazine | 56 | Main X |
| Aft Main Magazine | 61-62 | Main Y |
| Propshaft 1 or 2 | 63-64 | Void |
| Steering | 65-66 | Steering |

Internal Diagram

| | | | | | | | | | |
|-----|-------|-----|-----|-----|-----|-----|-----|-----|-----|
| VO1 | FM | FO1 | BR1 | BR2 | BR3 | ER | FO2 | AM | ST |
| 1FP | A,B&M | 2FP | B1 | B3 | B3 | E1 | 2FP | X&Y | 1FP |
| | 1FP | | 3FP | 4FP | 3FP | E2 | | 1FP | |
| | | | | | | 9FP | | | |

“A/B/C/D” Classes

| | | | |
|-------------------------|---|--|---|
| <u>Navy Class</u> | Royal Navy Destroyer | <u>Date</u> | 1939 |
| | | <u>Armor</u> | None |
| <u>Surface Armament</u> | | <u>Ranges</u> | <u>Directors</u> |
| Main Battery: | 4.7 inch guns in 4 single mounts | 18 inches | Fore |
| Torpedoes: | 21 inch torpedoes in 2 quadruple mounts 2 special hits | 13 inches at 4.25" 16 inches at 2.75" | Port and starboard |
| <u>Gun:</u> | 5" 10" 15" 18" | <u>Power</u> | <u>Relia</u> |
| 4.7 inch single | A/10 8/6 2/2 1/-1 | 4 | B |
| <u>Speed</u> | 4.50 | 3 boilers | 2 engines |
| | | <u>Torpedo Hits</u> | 17.7"-18": ±1 20.5"-22.5": ±3 24": ±5 |
| <u>Flotation</u> | Total: 27 | DIW: 14 | Sinking: 18 |

Armament Arrangement



Notes

- Classic British inter-war destroyer design.
- Eight As, Bs, and Ds plus 4 Cs, for a total of 28.
- B, C, and D leaders were similar in game terms.
- Most gave up a torpedo mount in 1940 to ship a 3 inch anti-aircraft gun. This is treated as an AAMG for game purposes.

Hits

| | | |
|-----------------------|-------|-------------------|
| Forward Void | 11-14 | Forward Void |
| Forward Void | 15 | Main A |
| Forward Main Magazine | 16-21 | Main A |
| Forward Main Magazine | 22-23 | Main B |
| Fuel Oil 1 | 24 | Main B |
| Fuel Oil 1 | 25 | AAMGs |
| Fuel Oil 1 | 26 | Bridge |
| Fuel Oil 1 | 31 | Bridge |
| Boiler Room 1 | 32 | Main Director |
| Boiler Room 1 | 33 | Funnel |
| Boiler Room 2 | 34 | Funnel |
| Boiler Room 2 | 35 | AAMGs |
| Boiler Room 2 | 36 | AAMGs |
| Boiler Room 2 | 41 | Funnel |
| Engine Room | 42-44 | Torpedo A |
| Engine Room | 45 | Searchlight |
| Engine Room | 46 | Torpedo B [AAMGs] |
| Fuel Oil 2 | 51-52 | Torpedo B [AAMGs] |
| Fuel Oil 2 | 53 | AAMGs |
| Fuel Oil 2 | 54 | Main X |
| Aft Main Magazine | 55-56 | Main X |
| Aft Main Magazine | 61-62 | Main Y |
| Propshaft 1 or 2 | 63-64 | Void |
| Steering | 65-66 | Steering |

Internal Diagram

| | | | | | | | | |
|-----|-----|-----|-----|-----|-----|-----|-----|-----|
| VO1 | FM | FO1 | BR1 | BR2 | ER | FO2 | AM | ST |
| 1FP | A&B | 2FP | B1 | B2 | E1 | 2FP | X&Y | 1FP |
| | 1FP | | 4FP | B3 | E2 | | 1FP | |
| | | | | 6FP | 9FP | | | |

“E/F/G/H/I” Classes

| | | | |
|-------------------------|---|---------------------|---|
| <u>Navy Class</u> | Royal Navy Destroyer | <u>Date</u> | 1939 None |
| <u>Surface Armament</u> | | <u>Ranges</u> | <u>Directors</u> |
| Main Battery: | 4.7 inch guns in 4 single mounts | 18 inches | Fore |
| Torpedoes: | 21 inch torpedoes in 2 quadruple mounts | 13 inches at 4.25" | Port and starboard |
| Maximum Value: | 9 | 16 inches at 2.75" | |
| <u>Gun:</u> | 5" 10" 15" 18" | <u>Power</u> | <u>Relia</u> |
| 4.7 inch single | A/10 8/6 2/2 1/-1 | 4 | B |
| <u>Speed</u> | 4.50 3 boilers 2 engines | <u>Torpedo Hits</u> | 17.7"-18": ±1 20.5"-22.5": ±3 24": ±5 |
| <u>Flotation</u> | Total: 27 DIW: 14 Sinking: 18 | | |

Armament Arrangement



Notes

- Classic British inter-war destroyer design.
- Eight ships in each class, for a total of 40.
- Glowworm and Is had quintuple torpedo mounts.
- Similar in game terms were 6 Hs built for Brazil but taken over by the Royal Navy. These lacked Y mount.
- Also similar were 2 Is built for Turkey (Inconstant and Ithuriel) but used by the RN. These had quadruple torpedo mounts.
- Most gave up a torpedo mount in 1940 to ship a 3 inch anti-aircraft gun. This is treated as an AAMG for game purposes.

Hits

| | | |
|-----------------------|-------|-------------------|
| Forward Void | 11-14 | Forward Void |
| Forward Void | 15 | Main A |
| Forward Main Magazine | 16-21 | Main A |
| Forward Main Magazine | 22-23 | Main B |
| Fuel Oil 1 | 24 | Main B |
| Fuel Oil 1 | 25 | AAMGs |
| Fuel Oil 1 | 26 | Bridge |
| Fuel Oil 1 | 31 | Bridge |
| Boiler Room 1 | 32 | Main Director |
| Boiler Room 1 | 33 | Funnel |
| Boiler Room 2 | 34 | Funnel |
| Boiler Room 2 | 35 | AAMGs |
| Boiler Room 3 | 36 | AAMGs |
| Boiler Room 3 | 41 | Funnel |
| Engine Room | 42-44 | Torpedo A |
| Engine Room | 45 | Searchlight |
| Engine Room | 46 | Torpedo B [AAMGs] |
| Fuel Oil 2 | 51-52 | Torpedo B [AAMGs] |
| Fuel Oil 2 | 53 | AAMGs |
| Fuel Oil 2 | 54 | Main X |
| Aft Main Magazine | 55-56 | Main X |
| Aft Main Magazine | 61-62 | Main Y |
| Propshaft 1 or 2 | 63-64 | Void |
| Steering | 65-66 | Steering |

Internal Diagram

| | | | | | | | | | |
|------------|------------------|------------|----------------------|----------------------|----------------------|-----------------------|------------|------------------|-----------|
| VO1 1FP | FM A&B 1FP | FO1 2FP | BR1 B1 3FP | BR2 B2 4FP | BR3 B3 3FP | ER E1 E2 9FP | FO2 2FP | AM X&Y 1FP | ST 1FP |
|------------|------------------|------------|----------------------|----------------------|----------------------|-----------------------|------------|------------------|-----------|

“J/K/L/M/N” Classes

| | | | |
|-------------------------|---|---------------------|---|
| <u>Navy Class</u> | Royal Navy Destroyer | <u>Date</u> | 1940 |
| <u>Surface Armament</u> | | <u>Ranges</u> | <u>Directors</u> |
| Main Battery: | 4.7 inch guns in 3 twin mounts | 18 inches | Fore |
| Torpedoes: | 21 inch torpedoes in 1 quintuple mount | 13 inches at 4.25" | Port and starboard |
| Maximum Value: | 9 | 16 inches at 2.75" | |
| <u>Gun:</u> | 5" 10" 15" 18" | <u>Power</u> | <u>Relia</u> |
| 4.7 inch twin | A/12 8/8 2/4 1/1 | 4 | A |
| <u>Speed</u> | 4.50 2 boilers 2 engines | <u>Torpedo Hits</u> | 17.7"-18": ±1 20.5"-22.5": ±3 24": ±5 |
| <u>Flotation</u> | Total: 27 DIW: 14 Sinking: 18 | | |

Armament Arrangement



Notes

- Twenty-four Js and similar Ks and Ns were built.
- Most gave up a torpedo mount to ship a 4 inch anti-aircraft gun. This is treated as an AAMG for game purposes.
- Twelve Ls and Ms were similar, but with 4.7 inch guns in turrets (range 21 inches) and 2 quadruple torpedo mounts.
- GR space is the Gearing Room. Treat hits on it as Engine Room hits, although it floods separately.

Hits

| | | |
|-----------------------|-------|-------------------|
| Void 1 | 11-14 | Forward Void |
| Void 1 | 15 | Main A |
| Forward Main Magazine | 16-21 | Main A |
| Forward Main Magazine | 22-23 | Main B |
| Fuel Oil 1 | 24 | Main B |
| Fuel Oil 1 | 25 | AAMGs |
| Fuel Oil 1 | 26 | Bridge |
| Fuel Oil 1 | 31 | Bridge |
| Boiler Room 1 | 32 | Main Director |
| Boiler Room 1 | 33 | Search Radar |
| Boiler Room 1 | 34 | Funnel |
| Boiler Room 2 | 35-36 | Funnel |
| Boiler Room 2 | 41 | AAMGs |
| Engine Room | 42-44 | Torpedo A |
| Engine Room | 45 | AAMGs [Torpedo B] |
| Gearing Room | 46-51 | AAMGs [Torpedo B] |
| Aft Main Magazine | 52 | Searchlight |
| Aft Main Magazine | 53 | AAMGs |
| Aft Main Magazine | 54-55 | Main X |
| Fuel Oil 2 | 56 | Main X |
| Fuel Oil 2 | 61-62 | Void |
| Propshaft 1 or 2 | 63-64 | Void |
| Steering | 65-66 | Steering |


Internal Diagram

| | | | | | | | | | |
|-----|-----|-----|-----|-----|-----|-----|-----|----|-----|
| VO1 | FM | FO1 | BR1 | BR2 | ER | GR | FO2 | AM | ST |
| 1FP | A&B | 2FP | B1 | B2 | E1 | 3FP | 2FP | X | 1FP |
| | 1FP | | 5FP | 5FP | E2 | | | | |
| | | | | | 6FP | | | | |

"Tribal" Class

| | | | | | |
|-------------------------|--------------------------------------|--------------------|--------------------|------------------|---|
| <u>Navy Class</u> | Royal Navy Destroyer | <u>Date</u> | 1940 | | |
| <u>Surface Armament</u> | | <u>Ranges</u> | <u>Directors</u> | | |
| Main Battery: | 4.7 inch guns in 4 twin mounts | 18 inches | Fore | | |
| Torpedoes: | 21 inch torpedoes in quadruple mount | 13 inches at 4.25" | Port and starboard | | |
| Maximum Value: | 9 | 16 inches at 2.75" | | | |
| <u>Gun:</u> | 5" 10" 15" 17" | <u>Power</u> | <u>Relia</u> | | |
| 4.7 inch twin | A/12 8/8 2/4 1/1 | 4 | A | | |
| <u>Speed</u> | 4.50 | 4 boilers | 2 engines | <u>Flotation</u> | Total: 27 DIW: 14 Sinking: 18 |
| <u>Torpedo Hits</u> | 17.7"-18": ±1 | 20.5"-22.5": ±3 | 24": ±5 | | |

Armament Arrangement



Notes

- Twenty-seven "Tribals" and their variants were completed.
- The "GR" space is the Gearing Room. Treat hits on it as engine room hits. It floods separately from the Engine Room.

Hits

| | | |
|-----------------------|-------|---------------|
| Void 1 | 11-14 | Forward Void |
| Void 1 | 15 | Main A |
| Forward Main Magazine | 16-21 | Main A |
| Forward Main Magazine | 22-23 | Main B |
| Fuel Oil 1 | 24 | Main B |
| Fuel Oil 1 | 25 | AAMGs |
| Fuel Oil 1 | 26 | Bridge |
| Fuel Oil 1 | 31 | Bridge |
| Boiler Room 1 | 32 | Main Director |
| Boiler Room 1 | 33 | Search Radar |
| Boiler Room 2 | 34 | Funnel |
| Boiler Room 2 | 35 | AAMGs |
| Boiler Room 3 | 36 | Funnel |
| Boiler Room 3 | 41 | AAMGs |
| Engine Room | 42-44 | Torpedo A |
| Gearing Room | 45-51 | AAMGs |
| Fuel Oil 2 | 52 | Searchlight |
| Fuel Oil 2 | 53 | Main X |
| Fuel Oil 2 | 54 | Main X |
| Aft Main Magazine | 55 | Main X |
| Aft Main Magazine | 56 | Main Y |
| Aft Main Magazine | 61-62 | Main Y |
| Propshaft 1 or 2 | 63-64 | Void |
| Steering | 65-66 | Steering |

Internal Diagram

| | | | | | | | | | | |
|------------|------------------|------------|------------------|------------------|------------------|-----------------------|-----------|------------|------------------|-----------|
| VO1 1FP | FM A&B 1FP | FO1 2FP | BR1 B1 4FP | BR2 B2 3FP | BR3 B3 3FP | ER E1 E2 5FP | GR 4FP | FO2 2FP | AM X&Y 1FP | ST 1FP |
|------------|------------------|------------|------------------|------------------|------------------|-----------------------|-----------|------------|------------------|-----------|