

GLORIOUS AMBUSHED


1630 8 June 1940

Background: With the fall of France looming and the Luftwaffe presence in Norway starting to cramp the Royal Navy's ability to operate off the Norwegian coast, the Allies decided to evacuate their troops in Norway. This was a complex operation involving many forces, including the use of the carrier Glorious to receive aircraft from Norwegian airfields. The Germans sent a number of task groups against the evacuation forces. One of these groups, consisting of Scharnhorst and Gneisenau, came across the Glorious and her escorts as she was withdrawing from the Norwegian coast.

Forces:

Royal Navy	Division 1	Glorious	(Courageous)
Captain D'Oyley-Hughes	Division 2	Acasta Ardent	("A" Class -- flag) ("A" Class)
Kriegsmarine	Division 1	Scharnhorst	(Scharnhorst)
Admiral Marschall		Gneisenau	(Scharnhorst)

Set-up:



All edges are friendly to the Germans. The British friendly edge is the south edge.

British Division 1 is on a course of 180 (due south), 24 inches from the north edge and 36 inches from the east edge. British Division 2 is on a course of 180, leading Division 1 by 3 inches. Ardent is detached as an independent ship. She is on a course of 270 (due west), 20 inches from the north edge and 28 inches from the east edge.

German Division 1 is on a course of 90 (due east), 18 inches from the north edge and 12 inches from the east edge.

Victory Conditions:

- a) The German player must sink the Glorious to win.
- b) The British player wins if the Glorious escapes or any German battle cruiser has its speed reduced by half or more.

Special Rules:

- 1. The visibility base is **20** inches with a gunnery modifier of **0** – a clear day with light winds.

Outcome: The German force surprised the British carrier with her aircraft unready. Before Glorious could recover, German 11" shells smashed her into sinking wreckage. The Germans also sank her consorts, but not before Acasta managed a torpedo hit on Scharnhorst.

“A/B/C/D” Classes

<u>Navy Class</u>	Royal Navy Destroyer	<u>Date</u>	1939							
<u>Surface Armament</u>		<u>Ranges</u>	<u>Directors</u>							
Main Battery:	4.7 inch guns in 4 single mounts	18 inches	Fore							
Torpedoes:	21 inch torpedoes in 2 quadruple mounts	13 inches at 4.25"	Port and starboard							
Maximum Value:	9	16 inches at 2.75"								
<u>Speed</u>	4.50	3 boilers	2 engines	<u>Gun</u>	5"	10"	15"	18"	Power	Relia
				4.7"	A/10	8/6	2/2	1/-1	4	B
<u>Flotation</u>	Total: 27	DIW: 14	Sinking: 18							
<u>Torpedo Hits</u>	17.7"-18": ±1	20.5"-22.5": ±3	24": ±5							

Armament Arrangement



Notes

- Classic British inter-war destroyer design.
- Eight As, Bs, and Ds plus 4 Cs, for a total of 28.
- B, C, and D leaders were similar in game terms.
- Most gave up a torpedo mount in 1940 to ship a 3 inch anti-aircraft gun. This is treated as an AAMG for game purposes.

Hits

Forward Void	11-14	Forward Void
Forward Void	15	Main A
Forward Main Magazine	16-21	Main A
Forward Main Magazine	22-23	Main B
Fuel Oil 1	24	Main B
Fuel Oil 1	25	AAMGs
Fuel Oil 1	26	Bridge
Fuel Oil 1	31	Bridge
Boiler Room 1	32	Main Director
Boiler Room 1	33	Funnel
Boiler Room 2	34	Funnel
Boiler Room 2	35	AAMGs
Boiler Room 2	36	AAMGs
Boiler Room 2	41	Funnel
Engine Room	42-44	Torpedo A
Engine Room	45	Searchlight
Engine Room	46	Torpedo B [AAMGs]
Fuel Oil 2	51-52	Torpedo B [AAMGs]
Fuel Oil 2	53	AAMGs
Fuel Oil 2	54	Main X
Aft Main Magazine	55-56	Main X
Aft Main Magazine	61-62	Main Y
Propshaft 1 or 2	63-64	Void
Steering	65-66	Steering

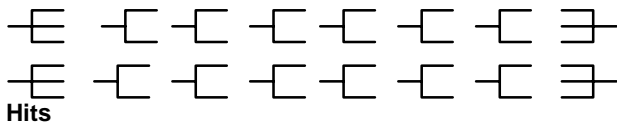
Internal Diagram

VO1	FM	FO1	BR1	BR2	ER	FO2	AM	ST
1FP	A&B	2FP	B1	B2	E1	2FP	X&Y	1FP
	1FP		4FP	B3	E2		1FP	
				6FP	9FP			

Courageous

<u>Navy Class</u>	Royal Navy Aircraft carrier	<u>Date</u>	1940				
<u>Surface Armament</u>		<u>Ranges</u>	18 inches				
Main Battery:	4.7 inch guns in 16 single mounts	<u>Directors</u>	Port and starboard				
<u>Gun:</u> 4.7 inch single	5" A/10	10" 8/6	15" 2/2	18" 1/-1	Power 4	Relia B	
<u>Speed</u>	3.75"	18 boilers	4 engines	<u>Torpedo Hits</u>	17.7"-18": ±1	20.5"-22.5": ±2	24": ±3
<u>Flotation</u>	Total: 72	DIW: 36	Sinking: 48				

Armament Arrangement



Hits

		1-2	3-4	5-6
Void 1	11	Void	Void	Void
Fuel Oil 1	12	AAMGs	AAMGs	AAMGs
Void 2	13	Secondary 2	Secondary 1 and 2	Secondary 1
Fuel Oil 2	14	Secondary 4	Flight Deck	Secondary 3
Fwd Magazine/ Bomb Magazine	15-16	Secondary 6	Flight Deck	Secondary 5
Fwd Magazine/ Bomb Magazine	21-22	Secondary 8	Flight Deck	Secondary 7
Boiler Room 1	23-24	Director 2	Flight Deck	Director 1
Boiler Room 1	25-26	Flight Deck	Fwd Elevator	Bridge
Boiler Room 2	31-32	Flight Deck	Fwd Elevator	Funnel
Boiler Room 2	33-34	Flight Deck	Flight Deck	Funnel
Boiler Room 3	25-36	Flight Deck	Flight Deck	AAMGs
Boiler Room 3	41-42	Secondary 10	Flight Deck	Secondary 9
Engine Room 1, 2, or 3	43-44	Flight Deck	Flight Deck	Flight Deck
Engine Room 1, 2, or 3	45-46	Secondary 12	Flight Deck	Secondary 11
Engine Room 1, 2, or 4	51-52	Flight Deck	Flight Deck	Flight Deck
Engine Room 1, 2, or 4	53-54	Secondary 14	Flight Deck	Secondary 13
Aft Magazine/ Bomb Magazine	55-56	Flight Deck	Flight Deck	Flight Deck
Aft Magazine/ Bomb Magazine	61-62	Flight Deck	Aft Elevator	Flight Deck
Fuel Oil 2	63	Flight Deck	Aft Elevator	Flight Deck
Void 3	64	Secondary 16	Flight Deck	Secondary 15
Steering	65-66	Flight Deck	Flight Deck	Flight Deck

Notes

- Courageous and Glorious in class.
- As refit in 1935.
- Air group of up to 48 aircraft.

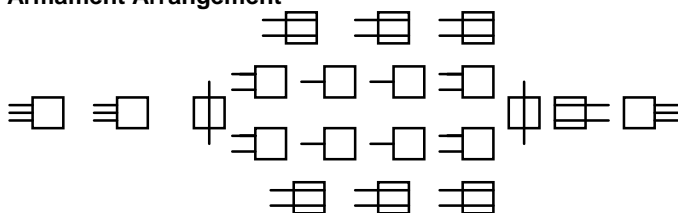
Internal Diagram

V1 1FP	FO1 2FP	V2 2FP	FM/ BM1 4FP	BR1 B1- B6 10FP	BR2 B7- B12 10FP	BR3 B13- B18 10FP	ER1 E1 8FP				AM/ BM2 4FP	FO2 2FP	V3 2FP	ST 1FP
							ER3 E3 4FP		ER4 E4 4FP					
							ER2 E2 8FP							

Scharnhorst

<u>Navy</u>	Deutsches Kriegsmarine		<u>Date</u>	1941						
<u>Class</u>	Battleship									
<u>Surface Armament</u>			<u>Ranges</u>		<u>Directors</u>					
Main Battery:	11 inch guns in 3 triple turrets		45 inches		Fore and aft					
Secondary Battery:	5.9 inch guns in 4 twin and 4 single mounts		24 inches		Fore and aft					
Anti-air Battery	4.1 inch guns in 7 twin mounts		16 inches		Four-cornered					
<u>Gun:</u>	5"	10"	15"	20"	25"	30"	35"	45"	Power	Relia
11 inch triple	A/9	8/9	6/9	5/8	4/7	3/5	2/4	1/2	7	B
5.9 inch single	A/10	8/8	3/5	2/3	1/0				5	B
5.9 inch twin	A/13	8/11	3/7	2/5	1/2				5	B
4.1 inch twin	A/13	8/8	2/4	1/-1					3	B
<u>Speed</u>	3.75"	12 boilers	3 engines	<u>Torpedo Hits</u>	17.7"-18": 50%	20.5"-22.5": ±0	24": ±1			
<u>Flotation</u>	Total: 68	DIW: 34	Sinking: 46	<u>Bulge</u>	-1 for torpedo hits in way of locations 24-53					

Armament Arrangement



Notes

- Gneisenau was other ship in class
- Scharnhorst added 2 triple torpedo mounts in 1943 as shown. Speeds: 8 inches @ 5.00", 13 inches @ 3.75". Maximum value 9. Directors port and starboard.

Hits

Fuel Oil 1	11-12	Void
Fuel Oil 2	13-14	AAMGs
Main Magazine A	15-21	Main A
Main Magazine B	22-24	Main B
Plot/CIC	25	Bridge
Diesel Room	26	Bridge, Forward Secondary Director
Boiler Room 1	31	Bridge, Secondary 1 or 2, Forward Main Director
Boiler Room 1	32	Anti-air Director 1 or 2
Boiler Room 2	33	Anti-air 1 or 2
Boiler Room 2	34	Secondary 3 or 4
Secondary Magazine	35	Anti-air 3 or 4, Funnel, Searchlight 1 or 2
Boiler Room 3	36	Secondary 5 or 6, Funnel
Boiler Room 3	41	Anti-air Director 3 or 4
Engine Room 1 or 2	42	Hanger, Anti-air 5 or 6
Engine Room 1 or 2	42	Hanger
Engine Room 1 or 2	44	Searchlight 3 or 4, Catapult
Engine Room 3	45	Secondary 7 or 8, Catapult
Engine Room 3	46	Aft Main Director
Engine Room 3	51	AAMGs
Engine Room 3	52	Anti-air 7
Main Magazine X	53-55	Main X
Center Propshaft, Fuel Oil 3	56	Void
Port or Starboard Propshaft, Fuel Oil 3	61	Void
Fuel Oil 3	62	Void [Torpedo 1 or 2]
Steering	63	Void [Torpedo 1 or 2]
Steering	64	Steering
Fuel Oil 4	65-66	AAMGs

Internal Diagram

FO1 1FP	FO2 2FP	FM A 2FP	FM B 2FP	FCS Plot 1FP	DR 6FP	BR1 B1-4 6FP	BR2 B5-8 6FP	SM 2FP	BR3 B9-12 6FP	ER1 12FP	E1 E2	ER3 E3 12FP	AM Y 2FP	FO3 3FP	ST 1FP	FO4 2FP
------------	------------	----------------	----------------	--------------------	-----------	--------------------	--------------------	-----------	---------------------	-------------	----------	-------------------	----------------	------------	-----------	------------