

SPARRING OFF NORWAY

0337 9 April 1940

Background: Interpreting the German naval activity as an attempt to break out into the Atlantic trade routes, Admiral Whitworth led Rodney and several destroyers northwest from the Norwegian coast to intercept them. The Admiralty ordered him to turn back to cover Narvik, but he found himself fixed on course by a great storm blowing from the northwest. Whitworth did not know that the Scharnhorst and Gneisenau were actually behind him, steaming on a parallel track, patrolling to cover German landings. After a night spent battling the storm, Whitworth turned round in compliance with his orders and found the German ships.

Forces:

Royal Navy	Division 1	Renown	(Renown)
Vice-Admiral Jock Whitworth	Division 2	Esk Ivanhoe Icarus Greyhound	("E" Class -- flag) ("I" Class) ("I" Class) ("G" Class)
	Division 3	Hardy Havock Hotspur Hunter Hostile	("H" Class Leader -- flag) ("H" Class) ("H" Class) ("H" Class) ("H" Class)
Kriegsmarine	Division 1	Scharnhorst Gneisenau	(Scharnhorst -- flag) (Scharnhorst)

Set-up:

N^

German Division 1 is on a course of 300, 24 inches from the north edge and 30 inches from the east edge.

British Division 1 is on a course of 120, 36 inches from the north edge and 42 inches from the east edge.
British Division 2 is in line ahead on a course of 120, 2 inches astern of Division 1. British Division 3 is in line ahead on a course of 120, 2 inches astern of Division 2.

Either player can end the scenario by moving off any edge of the playing area.

Victory Conditions:

- The British player gets 1 point for each 15 inch shell hit on the Germans and 2 points for each torpedo hit.
- The German player gets 1 point for each 11 inch shell hit on Renown and 1 point for each destroyer sunk.

Special Rules:

- The destroyers of British Division 2 have surrendered their torpedo tubes and A and Y guns for minelaying duties.
- Seas are very heavy, with destroyers limited to a speed of 3.00 inches and subject to an additional **-4** gunnery factor.
- Visibility is **8** inches plus **D6** (rolled every turn), with each side rolling **2D6** rather than 1D6 for its visibility addition, and with a gunfire modifier of **-2** -- a day of scattered rain and snow squalls.

Outcome: Whitworth underestimated the strength of the German force, while Lutjens overestimated Whitworth's forces. Lutjens ran, with Gneisenau hit 3 times and Renown hit twice in return.

Renown

Navy Class Royal Navy Battlecruiser Date 1940

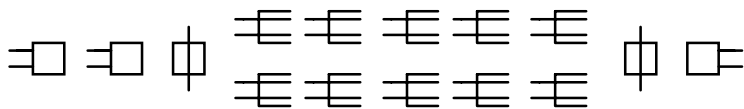
<u>Surface Armament</u>		<u>Ranges</u>	<u>Directors</u>
Main Battery:	15 inch guns in 3 twin turrets	32 inches	Fore and aft
Secondary Battery:	4.5 inch guns in 10 twin mounts	19 inches	Fore and aft

Speed 3.50" 8 boilers 4 engines

Flotation Total: 82 DIW: 41 Sinking: 55

Torpedo Hits 17.7"-18": ±1 20.5"-22.5": ±2 24": ±3

Armament Arrangement



Notes

- As refit in 1939.

Hits

	Forward Void	11-13	Void
	Fuel Oil 1	14-16	Void
	Primary Magazine A	21-23	Main A
	Primary Magazine B	24-26	Main B
	Transmitting Station	31	Bridge, Forward Primary Director
	Boiler Room 1	32	Bridge, Forward Secondary Directors
	Boiler Room 1	33	Search Radar, Secondary 1 or 2
	Boiler Room 1	34	Funnel, Secondary 3 or 4, Searchlight 1 or 2
	Boiler Room 2	35	Secondary 5 or 6, Funnel
	Boiler Room 2	36	Void
	Boiler Room 3	41-42	Funnel
	Boiler Room 4	43-44	Aircraft
	Engine Room 1 or 2	45-46	Catapult
	Engine Room 1 or 2	46	Aft Secondary Directors
	Engine Room 1 or 2	51	Secondary 7 or 8, Searchlight 3 or 4
	Engine Room 3 or 4	52	Secondary 9 or 10
	Engine Room 3 or 4	53	Aft Primary Director
	Primary Magazine Y	54-56	Main Y
	Fuel Oil 2, Propshaft 1 or 2	61-63	Void
	Aft Void, Propshaft 3 or 4	64-65	Void
	Steering	66	Steering

Internal Diagram

V1 1FP	FO1 2FP	PM A 2FP	PM B 2FP	TR 1FP	BR1 B1- B2 10FP	BR2 B3- B4 10FP	BR3 B5- B6 10FP	BR4 B7- B8 10FP	ER1 E1 8FP	ER3 E3 6FP	PM Y 2FP	FO2 2FP	V2 1FP	ST 1FP
									ER2 E2 8FP	E4 E4 6FP				

“E/F/G/H/I” Classes

<u>Navy Class</u>	Royal Navy Destroyer	<u>Date</u>	1940	<u>Armor</u>	None
<u>Surface Armament</u>		<u>Ranges</u>		<u>Directors</u>	
Main Battery:	4.7 inch guns in 4 single mounts	18 inches		Fore	
Torpedoes:	21 inch torpedoes in 2 quadruple mounts 2 special hits	13 inches at 4.25” 16 inches at 2.75”		Port and starboard	
<u>Speed</u>	4.50	3 boilers	2 engines		
<u>Flotation</u>	Total: 27	DIW: 14	Sinking: 18		
<u>Torpedo Hits</u>	17.7"-18": ±1	20.5"-22.5": ±3	24": ±5		

Armament Arrangement



Notes

- Classic British inter-war destroyer design.
- Eight ships in each class, for a total of 40.
- Is had quintuple mounts.
- Similar in game terms were 6 Hs built for Brazil but taken over by the Royal Navy. These lacked Y mount.
- Also similar were 2 Is built for Turkey (Inconstant and Ithuriel) but used by the RN. These had quadruple torpedo mounts.
- Most gave up a torpedo mount later in the war to ship a 3 inch anti-aircraft gun. This is treated as an AAMG for game purposes.

Hits

Fuel Oil 1	11-14	Forward Void
Fuel Oil 1	15	Main A
Forward Main Magazine	16-21	Main A
Forward Main Magazine	22-23	Main B
Fuel Oil 2	24	Main B
Fuel Oil 2	25	AAMGs
Fuel Oil 2	26	Bridge
Fuel Oil 2	31	Bridge
Boiler Room 1	32	Main Director
Boiler Room 1	33	Funnel
Boiler Room 2	34	Funnel
Boiler Room 2	35	AAMGs
Boiler Room 3	36	AAMGs
Boiler Room 3	41	Funnel
Engine Room	42-44	Torpedo A
Engine Room	45-51	Torpedo B [AAMGs]
Aft Main Magazine	52	Searchlight
Aft Main Magazine	53	AAMGs
Aft Main Magazine	54-55	Main X
Fuel Oil 3	56	Main X
Fuel Oil 3	61-62	Main Y
Propshaft 1 or 2	63-64	Void
Steering	65-66	Steering


Internal Diagram

FO1 1FP	FM A&B 1FP	FO2 3FP	BR1 B1 3FP	BR2 B2 4FP	BR3 B3 3FP	ER E1 E2 9FP	AM X&Y 1FP	FO3 1FP	ST 1FP
------------	------------------	------------	----------------------	----------------------	----------------------	-----------------------	------------------	------------	-----------

“E/F/G/H/I” Leaders

<u>Navy Class</u>	Royal Navy Destroyer	<u>Date</u>	1940	
		<u>Armor</u>	None	
<u>Surface Armament</u>		<u>Ranges</u>	<u>Directors</u>	
Main Battery:	4.7 inch guns in 5 single mounts	18 inches	Fore	
Torpedoes:	21 inch torpedoes in 2 quadruple mounts 2 special hits	13 inches at 4.25" 16 inches at 2.75"	Port and starboard	
<u>Speed</u>	4.50	3 boilers	2 engines	
<u>Flotation</u>	Total: 27	DIW: 14	Sinking: 18	
<u>Torpedo Hits</u>	17.7"-18": ±1	20.5"-22.5": ±3	24": ±5	

Armament Arrangement



Notes

- Designed as flotilla leaders for E through I class ships.
- Inglefield had quintuple torpedo mounts until 1942.
- Most gave up a torpedo mount later in the war to ship a 3 inch anti-aircraft gun. This is treated as an AAMG for game purposes.

Hits

	Fuel Oil 1	11-14	Forward Void
	Fuel Oil 1	15	Main A
Forward Main Magazine		16-21	Main A
Forward Main Magazine		22-23	Main B
	Fuel Oil 2	24	Main B
	Fuel Oil 2	25	AAMGs
	Fuel Oil 2	26	Bridge
	Fuel Oil 2	31	Bridge
	Boiler Room 1	32	Main Director
	Boiler Room 1	33	Funnel
	Boiler Room 2	34	Main M
	Boiler Room 2	35	Main M
	Boiler Room 3	36	Main M
	Boiler Room 3	41	Funnel
	Engine Room	42-44	Torpedo A
	Engine Room	45-51	Torpedo B [AAMGs]
Aft Main Magazine		52	Searchlight
Aft Main Magazine		53	AAMGs
Aft Main Magazine		54-55	Main X
	Fuel Oil 3	56	Main X
	Fuel Oil 3	61-62	Main Y
Propshaft 1 or 2		63-64	Void
	Steering	65-66	Steering

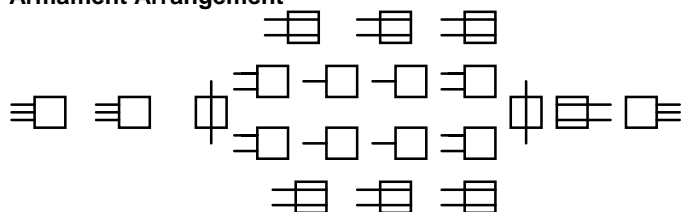
Internal Diagram

FO1	FM	FO2	BR1	BR2	BR3	ER	AM	FO3	ST
1FP	A&B	3FP	B1	B3	B3	E1	X&Y	1FP	1FP
	1FP		3FP	4FP	3FP	E2	1FP		
						9FP			

Scharnhorst

<u>Navy Class</u>	Deutsches Kriegsmarine Battleship			<u>Date</u>	1941
<u>Surface Armament</u>				<u>Ranges</u>	<u>Directors</u>
Main Battery:	11 inch guns in 3 triple turrets			45 inches	Fore and aft
Secondary Battery:	5.9 inch guns in 4 twin and 4 single mounts			24 inches	Fore and aft
Anti-air Battery	4.1 inch guns in 7 twin mounts			16 inches	Four-cornered
<u>Speed</u>	3.75"	12 boilers	3 engines		
<u>Flotation</u>	Total: 68	DIW: 34	Sinking: 46		
<u>Bulge</u>	-1 for torpedo hits in way of locations 24-53			<u>Torpedo Hits</u>	17.7"-18": 50% 20.5"-22.5": ±0 24": ±1

Armament Arrangement



Notes

- Gneisenau was other ship in class
- Scharnhorst added 2 triple torpedo mounts in 1943 as shown. Speeds: 8 inches @ 5.00", 13 inches @ 3.75". Two special hits. Directors port and starboard.

Hits

	Fuel Oil 1	11-12	Void
	Fuel Oil 2	13-14	AAMGs
	Main Magazine A	15-21	Main A
	Main Magazine B	22-24	Main B
	Plot/CIC	25	Bridge
	Diesel Room	26	Bridge, Forward Secondary Director
	Boiler Room 1	31	Bridge, Secondary 1 or 2, Forward Main Director
	Boiler Room 1	32	Anti-air Director 1 or 2
	Boiler Room 2	33	Anti-air 1 or 2
	Boiler Room 2	34	Secondary 3 or 4
	Secondary Magazine	35	Anti-air 3 or 4, Funnel, Searchlight 1 or 2
	Boiler Room 3	36	Secondary 5 or 6, Funnel
	Boiler Room 3	41	Anti-air Director 3 or 4
	Engine Room 1 or 2	42	Hanger, Anti-air 5 or 6
	Engine Room 1 or 2	42	Hanger
	Engine Room 1 or 2	44	Searchlight 3 or 4, Catapult
	Engine Room 3	45	Secondary 7 or 8, Catapult
	Engine Room 3	46	Aft Main Director
	Engine Room 3	51	AAMGs
	Engine Room 3	52	Anti-air 7
	Main Magazine X	53-55	Main X
	Center Propshaft, Fuel Oil 3	56	Void
	Port or Starboard Propshaft, Fuel Oil 3	61	Void
	Fuel Oil 3	62	Void [Torpedo 1 or 2]
	Steering	63	Void [Torpedo 1 or 2]
	Steering	64	Steering
	Fuel Oil 4	65-66	AAMGs

Internal Diagram

FO1 1FP	FO2 2FP	FM A 2FP	FM B 2FP	FCS Plot 1FP	DR 6FP	BR1 B1-4 6FP	BR2 B5-8 6FP	SM 2FP	BR3 B9-12 6FP	ER1 12FP	E1 E2 12FP	ER3 E3 12FP	AM Y 2FP	FO3 3FP	ST 1FP	FO4 2FP
------------	------------	----------------	----------------	--------------------	-----------	--------------------	--------------------	-----------	---------------------	-------------	------------------	-------------------	----------------	------------	-----------	------------

